



-1- \* -

C07D205/08

Publication number:

0 462 667 A2

12

EUROPEAN PATENT APPLICATION

21 Application number: 91201495.8

51 Int. Cl.<sup>5</sup>: C07D 205/08, A61K 31/395

22 Date of filing: 14.06.91

30 Priority: 20.06.90 US 540992

43 Date of publication of application:  
27.12.91 Bulletin 91/52

84 Designated Contracting States:  
CH DE FR GB IT LI NL

71 Applicant: MERCK & CO. INC.  
126, East Lincoln Avenue P.O. Box 2000  
Rahway New Jersey 07065-0900(US)

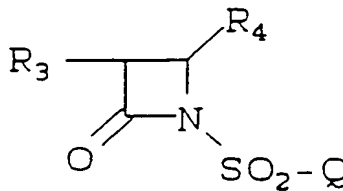
72 Inventor: Chabala, John C.  
560 Sherwood Parkway  
Westfield, NJ 07090(US)  
Inventor: Heck, James V.  
961 Nepawin Lane  
Scotch Plains, NJ 07076(US)  
Inventor: Chang, Michael N.

2970 Windy Bush Road  
Newton, PA 18940(US)  
Inventor: Thompson, Kathryn L.  
312 Washington Street  
Westfield, NJ 07090(US)  
Inventor: Chiang, Yuan-Ching P.  
73 Mitchell Avenue  
Piscataway, NJ 08854(US)  
Inventor: Yang, Shu Shu  
324 Eileen Way  
Bridgewater, NJ 08807(US)

74 Representative: Barrett-Major, Julie Diane et al  
Merck & Co., Inc. European Patent  
Department Terlings Park Eastwick Road  
Harlow Essex CM20 2QR(GB)

54 Beta-lactams as antihypercholesterolemics.

57 This application relates to compounds of formula (I), which are useful as antihypercholesterolemic agents.



(I)

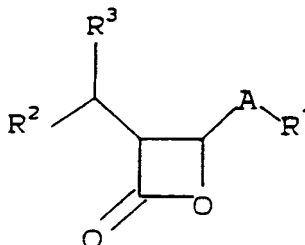
EP 0 462 667 A2

BACKGROUND OF THE INVENTION

Hypercholesterolemia is known to be one of the prime risk factors for ischemic cardiovascular disease, such as arteriosclerosis. Bile acid sequestrants have been used to treat this condition; they seem to be moderately effective but they must be consumed in large quantities, i.e., several grams at a time, and they are not very palatable.

MEVACOR® (lovastatin), now commercially available is one of a group of very active antihypercholesterolemic agents that function by limiting cholesterol biosynthesis by inhibiting the enzyme, HMG-CoA reductase. Another approach to limiting cholesterol biosynthesis is through inhibition of the enzyme HMG-CoA synthase.

U. S. patent 4,806,564 discloses certain  $\beta$ -lactones of formula (i)

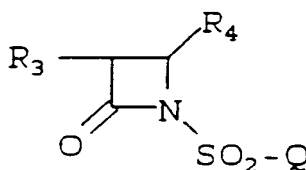


(i)

which are useful as antihypercholesterolemic agents and are believed to function by inhibiting HMG-CoA synthase. Additional  $\beta$ -lactones which have antihypercholesterolemic activity are disclosed in U.S. patents 4,816,417 and 4,847,271.

DETAILED DESCRIPTION OF THE INVENTION

The present invention is directed to compounds of structural formula (I):



(I)

wherein:

Q is

- a) C<sub>1-5</sub> alkyl;
- b) C<sub>6-10</sub> aryl or C<sub>1-10</sub> heteroaryl including one heteroatom selected from N, O, or S;
- c) C<sub>7-15</sub> aralkyl or C<sub>7-15</sub> heteroaralkyl;
- d) C<sub>6-10</sub> aryl or C<sub>6-10</sub> heteroaryl substituted with W;
- e) C<sub>7-15</sub> aralkyl or C<sub>7-15</sub> heteroaralkyl wherein the aryl or heteroaryl moiety is substituted with W;
- f) OH;

R<sub>3</sub> is

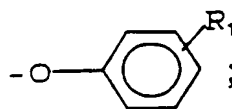
- a) H;
- b) C<sub>1-5</sub> alkyl;
- e) C<sub>1-5</sub> alkoxyCH<sub>2</sub>-;

R<sub>4</sub> is  
R is

-(CH<sub>2</sub>)<sub>n</sub> R;

a)

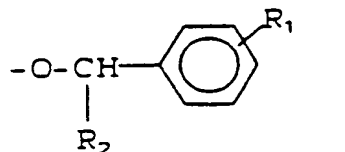
5



10

b)

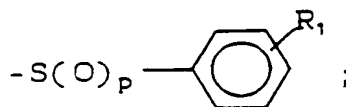
15



20

c)

25

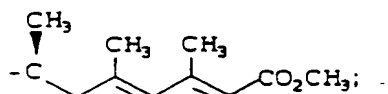


d) -O-C<sub>1-5</sub> alkyl;

e) halogen; or

f)

30



35

R<sub>1</sub> is

40

a) H;

b) C<sub>1-5</sub> alkyl;

c) -CO<sub>2</sub>C<sub>1-5</sub> alkyl;

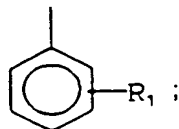
R<sub>2</sub> is

a) H;

b)

45

50



55

n is

1 to 4;

p is

0 to 2;

halogen is

F, Cl, Br or I;

W is

a) C<sub>1-5</sub> alkyl;

b) C<sub>1-5</sub> alkoxy;

- c)  $-\text{CO}_2\text{C}_{1-5}$  alkyl;
- d)  $-\text{NO}_2$ .

One embodiment of the present invention is the compounds of formula (I) wherein n is 1.

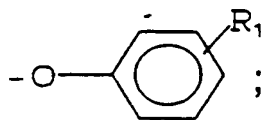
In one class of this embodiment are those compounds wherein:

5  $\text{R}_3$  is H; and

R is

a)

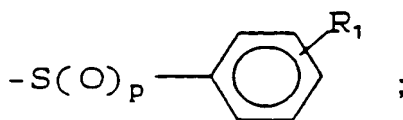
10



15

b)

20



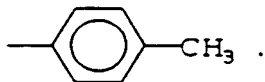
25

Q is

or

c) halogen; and

30



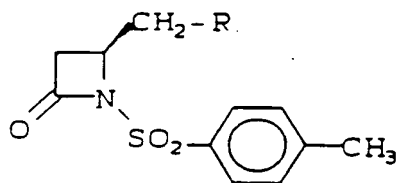
Exemplifying this class are the compounds of formula (I) described in Table I.

35

TABLE I

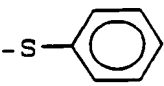
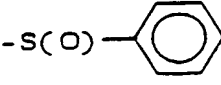
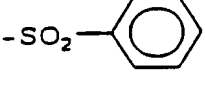
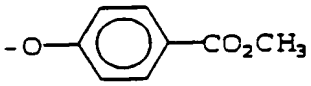
40

45



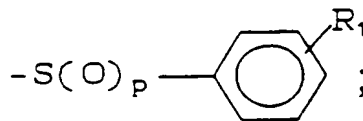
50

55

	<u>R</u>	<u>Configuration at 4-Position</u>	<u>IC<sub>50</sub></u>
5	i) 	S	7.0 x 10 <sup>-8</sup>
10	ii) 	S	1.2 x 10 <sup>-7</sup>
15	iii) 	S	1.2 x 10 <sup>-7</sup>
20	iv) 	S	4.6 x 10 <sup>-8</sup>
25	v) I	S	8.2 x 10 <sup>-7</sup>

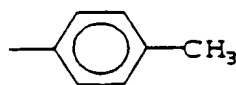
In a second class of this embodiment are those compounds of formula (I) wherein R<sub>3</sub> is C<sub>1-5</sub> alkyl and R is

30 a)



b) C<sub>1-5</sub> alkoxy;  
c) halogen; and

40 Q is



Exemplifying this class are the compounds of formula (I) described in Table II.

50

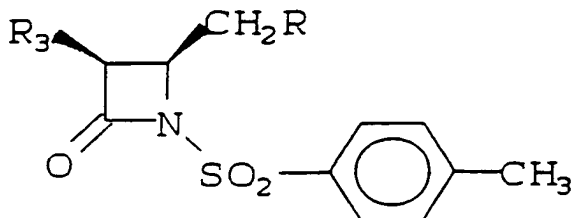
55

TABLE II

5

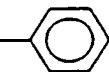
10

15



20

25

<u>R<sub>3</sub></u>	<u>R</u>	<u>Configuration at the 3.4 position</u>	<u>IC<sub>50</sub></u>
i) CH <sub>3</sub> CH <sub>2</sub> -	-S- 	<u>cis</u>	1.2 x 10 <sup>-7</sup>
ii) CH <sub>3</sub> CH <sub>2</sub> -	-O-CH <sub>3</sub>	<u>cis</u>	6.7 x 10 <sup>-8</sup>
iii) CH <sub>3</sub> CH <sub>2</sub> -	F	<u>cis</u>	6.0 x 10 <sup>-8</sup>

30

35

In a second embodiment of the present invention are those compounds of formula (I) wherein n is 2.

In one class of this embodiment are those compounds wherein:

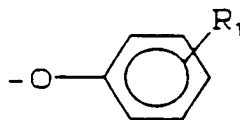
40

R<sub>3</sub> is H;

R is

a)

45

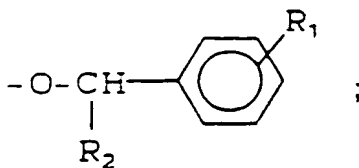


50

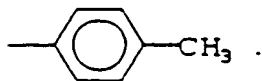
or

b)

55

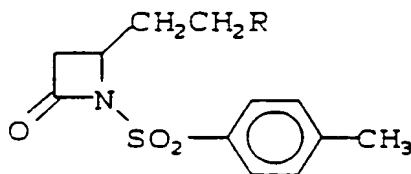


10 Q is and



Exemplifying this class are the compounds in Table III.

20 TABLE III



35

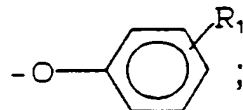
<u>R</u>	<u>IC<sub>50</sub></u>
40 1) $-\text{O}-\text{C}_6\text{H}_4-\text{CO}_2\text{CH}_3$	$6.6 \times 10^{-8}$
45 11) $-\text{O}-\text{CH}_2-\text{C}_6\text{H}_5$	$9.0 \times 10^{-8}$
50 111) $-\text{O}-\underset{\substack{  \\ \text{C}_6\text{H}_5}}{\text{CH}}-\text{C}_6\text{H}_4$	$6.1 \times 10^{-8}$

In the second class of this embodiment are those compounds wherein:

55 R<sub>3</sub> is CH<sub>3</sub>CH<sub>2</sub>- or CH<sub>3</sub>OCH<sub>2</sub>-; and

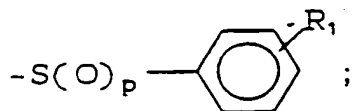
R is

a)



5

b)

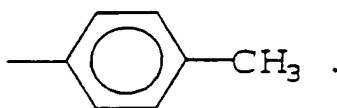


10

15

and

Q is



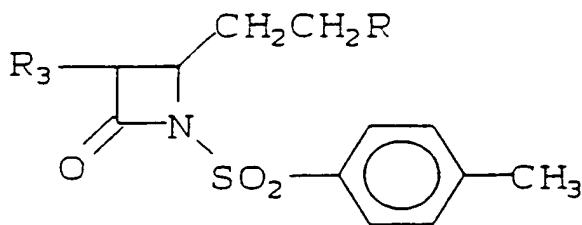
20

Exemplifying this class are the compounds of Table IV.

25

TABLE IV

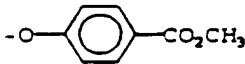
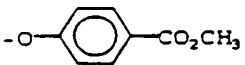
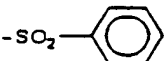
30



35

40

45

<u>R<sub>3</sub></u>	<u>R</u>	<u>Configuration at the 3, 4 position</u>	<u>IC<sub>50</sub></u>
i) CH <sub>3</sub> CH <sub>2</sub> -		<u>cis</u>	6.5 x 10 <sup>-8</sup>
ii) CH <sub>3</sub> OCH <sub>2</sub> -		<u>trans</u>	1.4 x 10 <sup>-6</sup>
iii) CH <sub>3</sub> CH <sub>2</sub> -		<u>cis</u>	6.4 x 10 <sup>-7</sup>

55

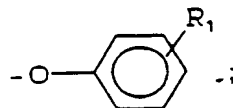


A third embodiment of the present invention is the compounds of formula (I) wherein n is 3.  
 In one class of this embodiment are those compounds wherein:

R<sub>3</sub> is H; and  
 R is

5

a)

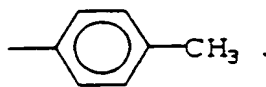


10

b) halogen; and

15

Q is



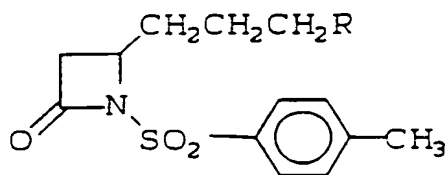
20

Exemplifying this class are the compounds of Table V.

25

TABLE V

30



35

40

45

	<u>R</u>	<u>IC<sub>50</sub></u>
i)		1.9 x 10 <sup>-7</sup>
ii)		1.4 x 10 <sup>-7</sup>
iii)	Br	1.3 x 10 <sup>-7</sup>

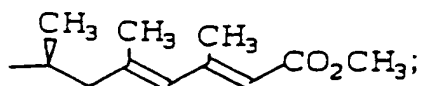
50

55

A fourth embodiment of the present invention is the compounds of formula (I) wherein n is 4.

In one class of this embodiment  
 R<sub>3</sub> is H or C<sub>1-5</sub> alkoxyCH<sub>2</sub>- and  
 R is

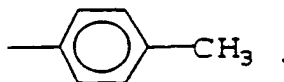
5



10

and  
 Q is

15



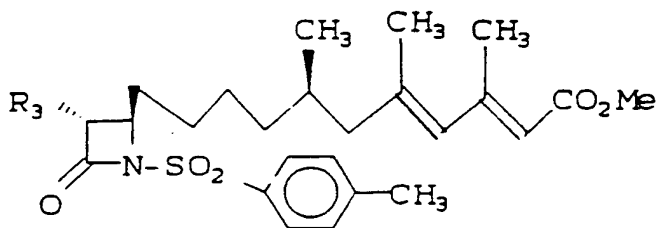
Exemplifying this class is the compound of Table VI.

20

TABLE VI

25

30



35

40

—IC<sub>50</sub>—

45

i) R<sub>3</sub> is CH<sub>3</sub>OCH<sub>2</sub>-                      3.6 x 10<sup>-6</sup>

The alkyl groups referred to throughout this specification may be straight chain or branched. Halo or halo means fluoro, chloro, bromo or iodo.

The compounds of the present invention may be prepared according to the methodology in Schemes I-V. Compounds wherein n is 1 and R<sub>3</sub> is hydrogen are prepared following Scheme I; for those compounds wherein n is 1 and R<sub>3</sub> is alkyl Scheme II is employed. Scheme III provides a sequence for those compounds wherein n is 2 or 3 and R<sub>3</sub> is hydrogen. Scheme IV provides direction to those compounds wherein n is 2 and R<sub>3</sub> is alkyl. Scheme V provides enablement for those compounds where n is 4.

55



SCHEME II

5

10

15

20

25

30

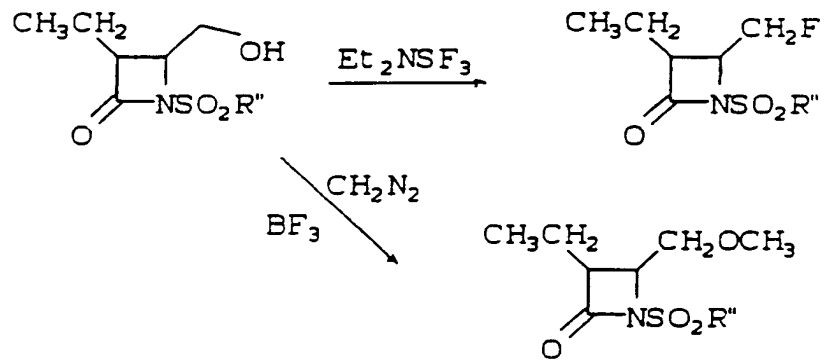
35

40

45

50

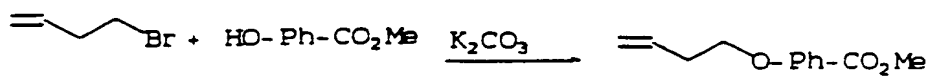
55



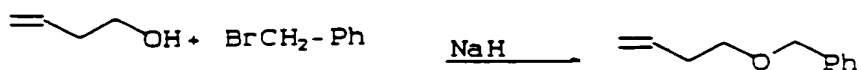
## SCHEME III

5

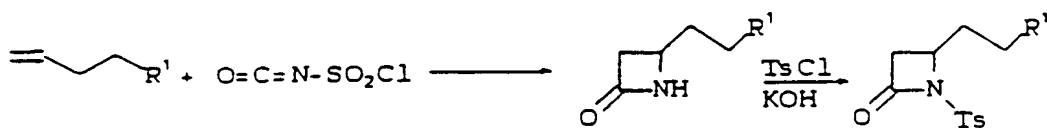
10



15



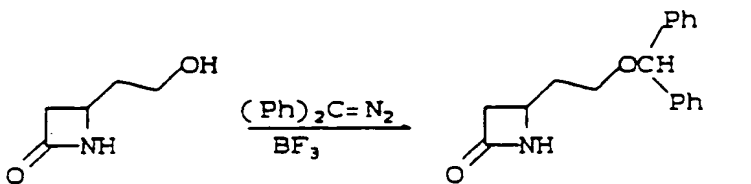
20



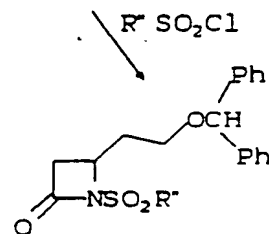
25

$\text{R}^1 = -\text{O}-\text{Ph}-\text{CO}_2\text{Me}$ , or  
 $\text{OCH}_2-\text{Ph}$ , or  
 $\text{CH}_2\text{Br}$ .

30

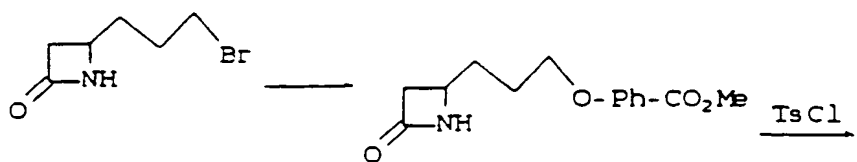


35

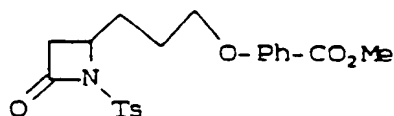


40

45



50



55

## SCHEME IV

5

10

15

20

25

30

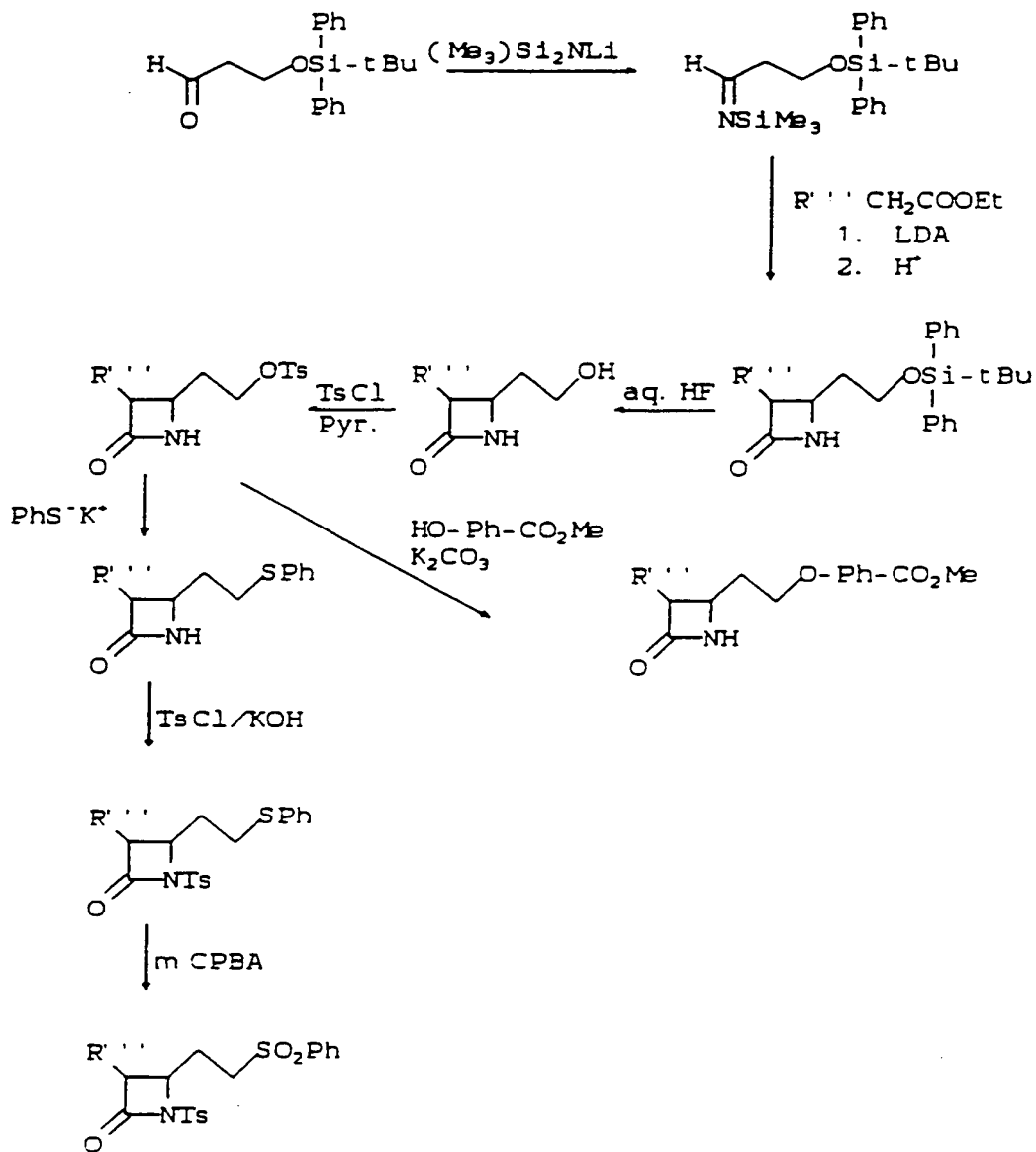
35

40

45

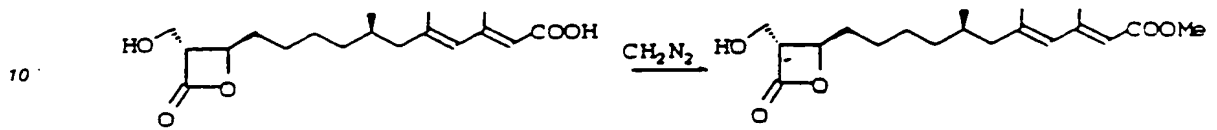
50

55

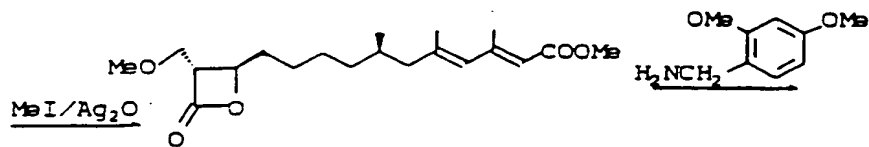


## SCHEME V

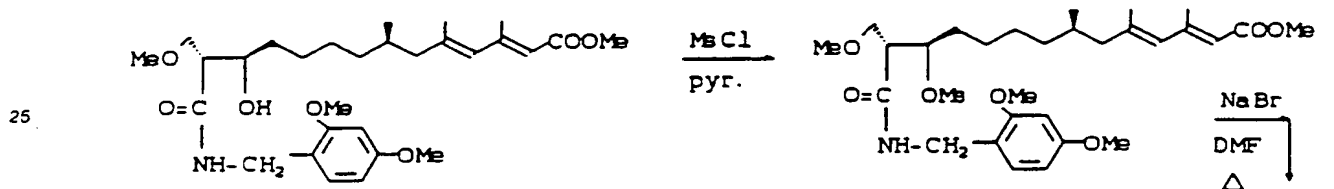
5



15



20



30

35

40

45

50

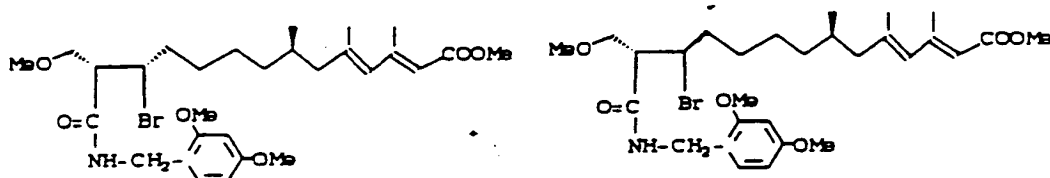
55

## SCHEME V CONT.

5

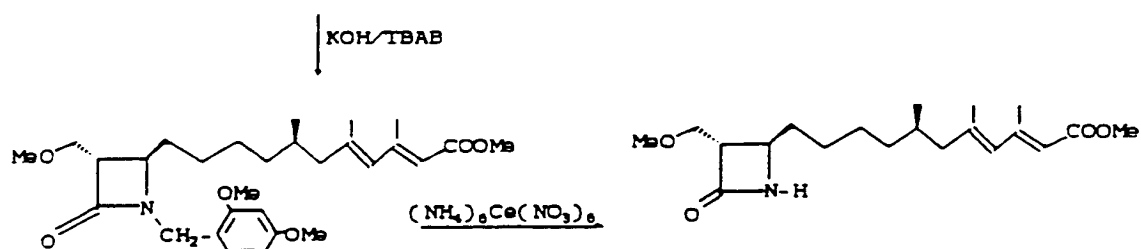
10

15

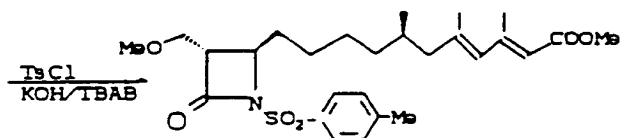


20

25



30



The present invention is also directed to a method of inhibiting cholesterol biosynthesis which comprises the administration to a subject in need of such treatment a nontoxic, therapeutically effective amount of a compound represented by the following general structural formula (I) and pharmaceutically acceptable salts thereof.

The present invention is also directed to a method of inhibiting the activity of HMG-CoA synthase enzyme which comprises the administration to a subject in need of such treatment a nontoxic, therapeutically effective amount of a compound represented by the general structural formula (I) and pharmaceutically acceptable salts thereof.

Specifically the compounds of this invention are useful as antihypercholesterolemic agents for the treatment of arteriosclerosis, hyperlipidemia, familiar hypercholesterolemia and the like diseases in humans. They may be administered parenterally in the form of a capsule, a tablet, an injectable preparation or the like. Doses may be varied, depending on the age, severity, body weight and other conditions of human patients but daily dosage for adults is within a range of from about 20 mg to 2000 mg (preferably 20 to 100 mg) which may be given in two to four divided doses. Higher doses may be favorably employed as required.

The pharmaceutically acceptable salts of the compounds of this invention include those formed from cations such as sodium, potassium, aluminum, calcium, lithium, magnesium, zinc, and from bases such as ammonia, ethylenediamine, N-methylglucamine, lysine, arginine, ornithine, choline, N,N'-dibenzylethylenediamine, chlorprocaine, diethanolamine, procaine, N-benzylphenethylamine, diethylamine, piperazine, tris-(hydroxymethyl)aminomethane, and tetramethyl-ammonium hydroxide.

The compounds of this invention may also be coadministered with pharmaceutically acceptable nontoxic cationic polymers capable of binding bile acids in a non-reabsorbable form in the gastrointestinal tract. Examples of such polymers include cholestyramine, colestipol and poly[methyl-(3-trimethylaminopropyl)imino-trimethylene dihalide]. The relative amounts of the compounds of this invention and these polymers is between 1:100 and 1:15,000.



The intrinsic HMG-CoA synthase inhibition activity of the compounds of this invention is measured by the standard in vitro protocol described below:

The livers from male Charles River CD rats (225-350 g) were homogenized in 0.25 M sucrose which was adjusted with phenylmethylsulfonylfluoride (PMSF) and N-p-tosyl-L-lysine chloromethyl ketone (TLCK) so that the final concentration of each was 50 and 25 mg/ml, respectively. The homogenate was centrifuged at 15,000 x g for 20 minutes, the supernatant filtered through a fine nylon screen to remove most of the fat layer and recentrifuged at 100,000 x g for 1 hour. This supernatant was removed and 1 M potassium phosphate, dithiothreitol (DTT) and ethylene glycolbis( $\beta$ -aminoethyl ether)-N,N,N',N'-tetraacetic acid (EGTA) added to give a final concentration of 0.1 M (pH 7.2), 0.5 mM and 0.1 mM, respectively. Solid ammonium sulfate was added to 50% saturation to the protein solution, it was centrifuged at 15,000 x g and the supernatant discarded. This precipitated protein could be stored at -70 °C for at least one month with very little loss of activity. The ammonium sulfate precipitate was dissolved in an minimal amount of 0.06 M potassium phosphate buffer (pH 7.2) containing 0.5 mM dithiothreitol and 0.1 mM EGTA (referred to as 0.06 M phosphate buffer) and dialyzed overnight against 2 liters of the same buffer to remove the ammonium sulfate and to inactivate HMG-CoA lyase [Clinkenbeard, et al., J. Biol. Chem. 250, 3108-3116(1975)].

The dialyzed extract was added to a column of DEAE-52 (Whatman) which had been equilibrated with 0.06 M phosphate buffer (10 mg of protein to 1 ml bed volume of the resin). The DEAE-cellulose was eluted with 0.06 M phosphate buffer until the optical density at 280 nm was essentially zero. This fraction contained the  $\beta$ -ketoacetyl-CoA thiolase activity. The HMG-CoA synthase was eluted from the column with 0.1 M phosphate buffer (pH 7.2) containing 0.5 mM DTT and 0.1 mM EGTA, and was virtually free of all thiolase activity. The protein was precipitated by the addition of ammonium sulfate to give 50% saturation. This solution was stirred for 10 minutes at 4 °C and the precipitate collected by centrifugation at 15,000 rpm for 10 minutes. The supernatant was discarded and the precipitate dissolved in a minimum of 0.06 M phosphate buffer, pH 7.2 (about 10 ml) and the enzyme stored at -80 °C.

#### HMG-CoA Synthase Inhibition Assay

Enzyme protein (ca. 24 mg) was added to a solution containing 117  $\mu$ M Tris-HCl (pH 8.0), 11.7  $\mu$ M MgCl<sub>2</sub>, 1.17  $\mu$ M ethylenediaminetetraacetic acid (EDTA), 0.58  $\mu$ M dithiothreitol, and the indicated concentrations of the test compound (added as a 2 mg/ml solution in dimethylsulfoxide). The incubation took place in a volume of 0.085 ml at 30 ° in a shaking water bath. After 5 minutes, 15 ml of a solution containing acetoacetyl-CoA and 0.1  $\mu$ Ci of 1-[<sup>14</sup>C]-acetyl-CoA was added to give a final concentrations of 0.1 and 0.4  $\mu$ M, respectively. The incubation was continued for 10 more minutes and the reaction stopped by the addition of 50 ml of the assay mixture to 0.2 ml of 6N HCl in a glass scintillation vial. The vial was heated for 1 hour at 120 ° after which time 0.2 ml more of 6N HCl was again added to each vial and the heating continued for another hour. Following this, 1.0 ml of 0.9% saline was added to each vial and finally 10 ml of scintillation liquid. Radioactivity was determined in a Packard Tri-Carb liquid scintillation counter. Percent inhibition is calculated by the formula:

$$1 - \frac{\text{Sample} - \text{Blank}}{\text{Control} - \text{Blank}}$$

IC<sub>50</sub> values were determined by plotting the log of the concentration of the test compound verses the percentage inhibition and fitting a straight line to the resulting data by using the least squares method.

The following examples illustrate the preparation of compounds of formula (I) and as such are not to be considered as limiting the invention set forth in the claims appended hereto.

#### EXAMPLE 1

##### Preparation of (4S)-4-Thiophenoxymethyl-N-toluenesulfonyl-2-azetidinone

##### Step A: Preparation of (4S)-4-Thiophenoxymethyl-2-azetidinone

To (4S)-4-Iodomethyl-2-azetidinone (408 mg) and potassium thiophenoxide (250 mg) in a 25 ml round-bottomed flask degassed to exclude oxygen was added dry DMF (3 ml). The resulting mixture was degassed again and covered with nitrogen. The mixture was heated at 90 ° under nitrogen for 56 hours. The

mixture was then cooled to room temperature and diluted with water (20 ml). The resulting emulsion was extracted with methylene chloride (2 x 30 ml) and the organic layer washed with brine and dried (Na<sub>2</sub>SO<sub>4</sub>). Removal of solvent gave the crude product which was purified via preparative TLC using a silica gel plate (1500 μ) [R<sub>f</sub> = 0.49; solvent system: 10% acetone in methylene chloride] to give the titled compound. 200  
 5 MHz NMR (CDCl<sub>3</sub>): δ 2.66(1H, dm), 2.8-3.4(3H, m), 3.89(1H, m), 6.1(1H, brs), 7.2-7.5(5H, m).

Step B: Preparation of (4S)-4-Thiophenoxymethyl-N-toluenesulfonyl-2-azetidinone

To 4(S)-4-thiophenoxymethyl-2-azetidinone (40 mg) in 0.5 ml of 5% acetonitrile in methylene chloride  
 10 containing 1% of tetrabutylammonium bromide (TBAB) was added excess toluenesulfonyl chloride and pulverized potassium hydroxide (ca. 30 mg). The mixture was stirred at room temperature for 2 hour and purified via preparative TLC using a silica gel plate (1500 μ) [R<sub>f</sub> = 0.5; CH<sub>2</sub>Cl<sub>2</sub>] to give the titled compound. IR(CH<sub>2</sub>Cl<sub>2</sub>): 1793 cm<sup>-1</sup>; MS(FAB): 348 (M<sup>+</sup> + 1); NMR (CDCl<sub>3</sub>): δ 2.45(3H, s), 2.72(1H, dd), 3.02-  
 (2H, m), 3.78(1H, dd), 4.12(1H, m) 7.2-7.5(7H, m), 7.84(2H, d).

15

EXAMPLE 2

Preparation of (4S)-4-Phenylsulfoxymethyl-N-toluenesulfonyl-2-azetidinone

To (4S)-4-Thiophenoxymethyl-N-toluenesulfonyl-2-azetidinone (11 mg) in CH<sub>2</sub>Cl<sub>2</sub> (1 ml) was added m-  
 20 chloroperbenzoic acid (12 mg) (mCPBA) and the mixture stirred at room temperature overnight. The mixture was purified via preparative TLC on a silica gel plate and developed with 10% EtOAc in CH<sub>2</sub>Cl<sub>2</sub>. The sample was repurified by preparative TLC on a silica gel plate to give the titled product as a 1:1 mixture of α- and β-sulfoxides. NMR(CDCl<sub>3</sub>): δ 2.44 and 2.45(3H, s), 4.08 and 4.47(1H, m), 7.74 and 7.91(2H, d).

25

EXAMPLE 3

Preparation of (4S)-4-Phenylsulfonylmethyl-N-toluenesulfonyl-2-azetidinone

To (4S)-4-Thiophenoxymethyl-N-toluenesulfonyl-2-azetidinone (6 mg) in CDCl<sub>3</sub> (1.6 ml) was added  
 30 excess mCPBA. NMR showed the formation of the sulfone. The reaction mixture was added to hexane to the saturation point; the solid was filtered off and the filtrate purified by preparative TLC with 1-2% EtOAc in CH<sub>2</sub>Cl<sub>2</sub> to yield the titled product: NMR (CDCl<sub>3</sub>): δ 2.47(3H, s), 3.20(2H, dd), 3.38(1H, dd), 4.14(1H, dd),  
 4.29(1H, m), 7.39(2H, d), 7.6-7.9(5H, m), 7.96(2H, d).

35

EXAMPLE 4

Preparation of (4S)-4-p-Methoxycarbonylphenoxyethyl-N-toluenesulfonyl-2-azetidinone

40

Step A: Preparation of 4(S)-4-p-Methoxycarbonylphenoxyethyl-N-toluenesulfonyl-2-azetidinone

45

To (4S)-4-Iodomethyl-2-azetidinone (204 mg) in dimethylformamide (DMF) (2 ml) was added methyl p-  
 50 hydroxybenzoate (150 mg) and 97% NaH (24 mg). The mixture was heated at 80-90° for 3 hours, and then evaporated to dryness and purified by preparative TLC on silica gel plates (1500 μ) and developed with 10% acetone in CH<sub>2</sub>Cl<sub>2</sub>.

55

Step B: Preparation of (4S)-4-p-Methoxycarbonylphenoxyethyl-N-toluenesulfonyl-2-azetidinone

To the product of Step (A) (9 mg) in TBAB stock solution (0.2 ml) (0.2 ml of 5% acetonitrile in methylene chloride containing 1% of tetrabutylammonium bromide) was added excess toluenesulfonyl chloride (TsCl) (~50 mg) and freshly pulverized KOH (~10 mg). The mixture was stirred overnight and then purified by preparative TLC on silica gel plates (1500  $\mu$ ) and developed with CH<sub>2</sub>Cl<sub>2</sub> halfway and then 10% EtOAc/CH<sub>2</sub>Cl<sub>2</sub> to yield the titled product. IR(CH<sub>2</sub>Cl<sub>2</sub>): 1800 and 1718 cm<sup>-1</sup>; MS(FAB): 390 (M<sup>+</sup> + 1).

EXAMPLE 5

10            Preparation of (+)-cis-3-Ethyl-4-methoxymethyl-N-toluenesulfonyl-2-azetidinone

15            To (+)-cis-3-Ethyl-4-hydroxymethyl-N-toluenesulfonyl-2-azetidinone (18 mg) in CH<sub>2</sub>Cl<sub>2</sub> at 0 to 5° C was added boron trifluoride etherate solution (1 drop) and then diazomethane-ether solution dropwise (4 ml). The reaction mixture was purified by preparative TLC on a silica gel plate (1500  $\mu$ ) and developed with CH<sub>2</sub>Cl<sub>2</sub> to afford the titled compound. NMR(CDCl<sub>3</sub>):  $\delta$  1.04(3H, t), 1.54-1.92(2H, m), 2.45(3H, s), 3.16(1H, m), 3.26(3H, s), 3.70(2H, m), 4.18(1H, m), 7.34(2H, d), 7.88(2H, d).

EXAMPLE 6

25            Preparation of (+)-4-(2-p-Methoxycarbonylphenoxy)-ethyl-N-toluenesulfonyl-2-azetidinone

30            Step A: Preparation of Methyl p-(3-Butenyloxy)-benzoate

35            A slurry of 4-bromo-1-butene (1.4 g), methyl p-hydroxybenzoate (1.5 g) and K<sub>2</sub>CO<sub>3</sub> (1.8 g) in acetone was heated to reflux for 18 hours. The reaction was cooled, filtered, and concentrated to a yellow oil. The oil was chromatographed with 20% ethyl acetate/hexanes to give the titled compound. NMR (CDCl<sub>3</sub>):  $\delta$  2.50-2.64(2H, m), 2.90(3H, s), 4.80(2H, t), 5.08-5.26(2H, m), 5.80-6.04(1H, m), 6.92(2H, d), 7.99(2H, d).

40            Step B: Preparation of (+)-4-(2-p-Methoxycarbonylphenoxy)ethyl-2-azetidinone

45            The product from Step A (0.5 g) and chlorosulfonyl isocyanate (0.68 g) were stirred at 25° C for 90 hours. The reaction was quenched with ethyl ether/water Na<sub>2</sub>SO<sub>3</sub> (1.0 g), K<sub>2</sub>HPO<sub>4</sub> (2.0 g) and stirred for 1 hour. The layers were separated and the aqueous layer was extracted with ethyl ether, dried (Na<sub>2</sub>SO<sub>4</sub>) and concentrated. Purification by column chromatographed with 20% ethyl acetate/hexanes afforded the titled compound.

50            NMR (CDCl<sub>3</sub>):  $\delta$  2.06-2.20(2H, m), 2.68-2.80(1H, m), 3.12-3.24(1H, m), 3.90(3H, s), 4.14(2H, t), 6.04-6.14(1H, bs), 6.90(2H, d), 8.0(2H, d).

55            Step C: Preparation of (+)-4-(2-p-Methoxycarbonylphenoxyethyl-N-toluenesulfonyl-2-azetidinone

The product of Step B (10 mg) was dissolved in 19:1 CH<sub>2</sub>Cl<sub>2</sub>:CH<sub>3</sub>CN (1.6 ml) containing TBAB (1.6 mg). p-

Toluenesulfonyl chloride (76 mg) was added followed by powdered KOH (16 mg). The mixture stirred under nitrogen for 1 1/2 hours at 25°. The mixture was filtered through silica and concentrated. Purification by chromatography on silica gel, (25% ethyl acetate/hexane) afforded the titled compounds.

NMR (CDCl<sub>3</sub>): δ 2.10-2.30(1H, m), 2.46(3H, s), 2.56-2.72(1H, m) 2.96(1H, dd), 3.16(1H, dd), 3.90(3H, s),  
 5 4.16(2H, t), 6.80(2H, d) 7.25(H, d), 7.88(2H, d) 7.98(2H, d).

#### EXAMPLE 7

##### Preparation of (±)-4-(2-Benzyloxy)ethyl-N-toluenesulfonyl-2-azetidinone

10

##### Step A: Preparation of Benzyl 3-Butenyl Ether

NaH (0.24 g) was slowly added to a solution of 3-buten-1-ol (0.72 g) in DMF (15 ml) at 0° C, and the reaction stirred for 30 minutes. Benzyl bromide (1.9 g) was added and the reaction was stirred at 25° C for  
 15 18 hours. The mixture was filtered and concentrated. The residue was dissolved in hexane, washed with water (3x), dried over MgSO<sub>4</sub>, and concentrated. Purification by chromatography over silica gel (5% ethyl ether in hexane) afforded the titled compound.

NMR (CDCl<sub>3</sub>): δ 2.32-2.48(2H, m), 3.54(2H, t), 4.54(2H, s), 5.00-5.18(2H, m), 5.76-5.96(1H, m), 7.32-7.40(5H, m).

20

##### Step B: Preparation of (±)-4-(2-Benzyloxy)ethyl-2-azetidinone

The product from Step A (0.5 g) in chlorosulfonyl isocyanate (0.87 g) was stirred at 25° C for 6 hours. The reaction was quenched in ether/water, Na<sub>2</sub>SO<sub>3</sub>, K<sub>2</sub>HPO<sub>4</sub> and stirred for about 1 hour. The layers were  
 25 separated and the aqueous layer was extracted with ethyl ether. The combined ether layers were washed with satd. NaCl, dried (MgSO<sub>4</sub>) and concentrated. Purification by chromatography over silica gel (20% ethyl acetate/hexane) afforded the titled compound.

NMR(CDCl<sub>3</sub>): δ 1.90-2.02(2H, m), 2.62-2.76 and 3.08-3.24(2H, m) 3.66(2H, t), 3.76-3.88(1H, m), 4.55(2H, s),  
 5.90-6.08(1H, bs), 7.34-7.54(5H, m).

30

##### Step C: Preparation of (±)-4-(2-Benzyloxy)ethyl-N-toluenesulfonyl-2-azetidinone

The product of Step B (7.0 mg) was dissolved in 19:1 CH<sub>2</sub>Cl<sub>2</sub>:CH<sub>3</sub>CN (1.4 ml) containing TBAB (1.4 mg). p-Toluenesulfonyl chloride was added (15 mg) followed by KOH (913 mg) and the mixture stirred for 2  
 35 hours at 25° C. The mixture was filtered through silica gel, washed with CH<sub>2</sub>Cl<sub>2</sub>, ethyl acetate and concentrated. Purification by chromatography over silica gel (20% ethyl acetate/hexane) afforded the titled compound.

NMR (CDCl<sub>3</sub>): δ 1.82-2.04(2H, m), 3.24(3H, s), 2.86-3.14(2H, m), 3.60(2H, t), 4.10-4.24(1H, m), 4.46(2H, s),  
 7.22-7.42(7H, m), 7.88(2H, d).

40

#### EXAMPLE 8

##### Preparation of (±)-4-(2-Diphenylmethoxy)ethyl-N-toluenesulfonyl-2-azetidinone

45

##### Step A: Preparation of (±)-4-(2-Diphenylmethoxy)-ethyl-2-azetidinone

To (±)-4-(2-hydroxy)ethyl-2-azetidinone (15 mg) in ether (3 ml) was added diphenyldiazomethane (35 mg). To this stirred solution was added dropwise BF<sub>3</sub>·(Et<sub>2</sub>O)<sub>2</sub> solution (3 drops). The violet color  
 50 disappeared completely. Purification of the reaction mixture via preparative TLC gave the titled product.

50

##### Step B: Preparation of (±)-4-(2-Diphenylmethoxy)-ethyl-N-toluenesulfonyl-2-azetidinone

A mixture of a TBAB stock solution (0.3 ml) in the presence of pulverized KOH (10 mg) and tosyl chloride (40 mg) was stirred at room temperature for 10-15 minutes. To this mixture was added the product  
 55 of Step (A) (7.5 mg) and the mixture stirred at room temperature overnight. The reaction mixture was purified by preparative TLC on a silica gel plate (1000 μ) and developed with 3% EtOAc in CH<sub>2</sub>Cl<sub>2</sub> yielded the titled compound. NMR(CDCl<sub>3</sub>): δ 1.95(2H, m), 2.44(3H, s), 3.02(2H, ddd), 3.56(2H, t), 4.18(1H, m), 7.3-  
 (11H, m), 7.86(2H, d).

EXAMPLE 9

5 Preparation of (+)-cis-3-Ethyl-4-fluoromethyl-N-toluenesulfonyl-2-azetidinone

10 To (+)-cis-3-Ethyl-4-hydroxymethyl-N-toluenesulfonyl-2-azetidinone (3.9 mg) in CH<sub>2</sub>Cl<sub>2</sub> (0.5 ml) was added diethylaminosulfur trifluoride (DAST) (15 μl). The mixture was stirred overnight under nitrogen. The mixture was purified by preparative TLC on a silica gel plate (1000 μ) and developed with CH<sub>2</sub>Cl<sub>2</sub> to give the titled compound. NMR(CDCl<sub>3</sub>): δ 1.06(3H, t), 1.6-2.0(2H, m), 2.45(3H, s), 3.26(1H, dt), 4.27(1H, dm), 4.65(1H, m), 4.88(1H, m), 7.37(2H, d), 7.88(2H, d)

EXAMPLE 10

20 Preparation of (+)-cis-3-Ethyl-4-(2-p-methoxy-carbonylphenoxy)ethyl-N-toluenesulfonyl-2-azetidinone

25 Step A: Preparation of (+)-cis-3-Ethyl-4-(2-t-butyl-diphenylsilyloxy)ethyl-2-azetidinone

30 To 7.09 ml of 1,1,1,3,3,3-hexa-methyl-disilazane in 25 ml of anhydrous THF was added 25.2 ml of 1.6M n-butyllithium in hexane at -70 °C. The resulting solution was stirred for 30 minutes at -70 °C and 10 g of 3-*t*-butyldiphenylsilyloxypropanal in 10 ml of THF was added dropwise. The mixture was stirred for 1.5 hours at -70 °C and the resulting cold solution of N-trimethylsilylimine was used directly in the following reaction.

35 To a solution of LDA (generated from 4.48 ml of diisopropylamine and 24 ml of 1.6 M n-butyllithium) in 50 ml of THF at -70 °C was added 4.24 ml of ethyl butyrate in 8 ml of THF. The resulting solution was stirred for 1 hour at -70 °C followed by the addition of the above silylimine solution. The mixture was stirred for 1 hour at -70 °C then 2 hours at room temperature. The solution was worked up by the addition of 200 ml of ether then extracted with 3 x 50 ml of 1.5 M HCl and 2 x 50 ml of H<sub>2</sub>O. The aq. solution was extracted with 3 x 50 ml of ether. The organic layers were combined, dried and concentrated. The product was purified by flash column chromatography (30% EtOAc in hexane) to give the *cis* compound and the *trans* compound. <sup>1</sup>H NMR(CDCl<sub>3</sub>): δ 0.86-1.16(12H, m), 1.36-1.86(4H, m), 3.09(1H, m), 3.60-3.84(3H, m), 5.73(1H, broad) 7.28-7.48(6H, m), 7.50-7.74(4H, m) for the *cis* compound.

40 Step B: Preparation of (+)-cis-3-Ethyl-4-(2-hydroxy)-ethyl-2-azetidinone

45 To 650 mg of the Step A product in 10 ml of methanol was added 4 ml of HF. The mixture was stirred for 2 hours at room temperature. Satd. NaHCO<sub>3</sub> was added until bubbling ceased and the aq. solution was extracted with hexane (3 x 60 ml). The solution was filtered and the filtrate was concentrated under vacuum. The residue was dissolved in CH<sub>2</sub>Cl<sub>2</sub>, filtered and the filtrate was concentrated in vacuo to yield the titled compound. <sup>1</sup>H NMR (CDCl<sub>3</sub>): δ 1.05(3H, t), 1.47-1.97(4H, m), 2.25(1H, broad), 3.05-3.23(1H, m), 3.61-3.99(3H, m), 6.41(1H, broad).

55 Step C: Preparation of (+)-cis-3-Ethyl-4-(2-toluene-sulfonyloxy)ethyl-2-azetidinone

To 60 mg of the Step B product in 4 ml of CH<sub>2</sub>Cl<sub>2</sub> was added 0.120 g of tosyl chloride and 0.08 ml of

pyridine. The mixture was stirred for 2 hours at room temperature. The product was purified by preparative TLC (50% EtOAc in hexane).  $^1\text{H NMR}(\text{CDCl}_3)$ :  $\delta$  1.04(3H, t), 1.44-1.98(4H, m), 2.46(3H, s), 3.06-3.18 (1H, m), 3.74-3.81(1H, m), 4.14(2H, t), 5.96(1H, broad), 7.36(2H, d), 7.78(2H, d).

5

Step D: Preparation of (+)-cis-3-Ethyl-4-(2-p-methoxycarbonylphenoxy)ethyl-2-azetidinone

10 To 7 mg of the Step C product in 2 ml of acetone was added 20 mg of methyl p-hydroxybenzoate and 20 mg of potassium carbonate. The mixture was refluxed for 2 hours and the resulting product purified by preparative TLC (25% EtOAc in  $\text{CH}_2\text{Cl}_2$ ).  $^1\text{H NMR}(\text{CDCl}_3)$ :  $\delta$  1.11(3H, t), 1.63-1.92(2H, m), 1.94-2.18(2H, m), 3.12-3.28(1H, m), 3.83-3.97(4H, s + m) 4.05-4.20(2H, m), 6.02(1H, broad), 6.89(2H, d), 7.99(2H, d).

15

Step E: Preparation of (+)-cis-3-Ethyl-4-(2-p-methoxycarbonylphenoxy)ethyl-N-toluenesulfonyl-2-azetidinone

20

To 4 mg of the Step D product in 1 ml of TBAB stock solution was added a small amount of tosyl chloride and potassium hydroxide. The resulting mixture was stirred for 30 minutes at room temperature and the product was isolated by preparative TLC (30% EtOAc in hexane).

25  $^1\text{H NMR}(\text{CDCl}_3)$ :  $\delta$  1.09(3H, t), 1.62-1.86(2H, m), 2.12-2.50(5H, s + m), 3.02-3.24(1H, m), 3.88(3H, m), 4.04-4.39(3H, m), 6.91(2H, d), 7.31(2H, d), 7.81(2H, d), 8.01(2H, d).

EXAMPLE 11

30 Preparation of (±)-3-Ethyl-4-(2-phenylsulfonyl)ethyl-N-toluenesulfonyl-2-azetidinone

Step A: (+)-cis-3-Ethyl-4-(2-thiophenoxy)ethyl-2-azetidinone

35

To 8 mg of the titled product of Example 10 Step C in 1 ml of absolute ethanol was added a small amount of potassium thiophenol. The resulting mixture was refluxed for 1/2 hour and the product purified by preparative TLC (30% EtOAc in hexane).  $^1\text{H NMR}(\text{CDCl}_3)$ :  $\delta$  1.04(3H, t), 1.46-1.98(4H, m), 2.97(2H, t), 3.06-3.16(1H, m), 3.77-3.85(1H, m), 5.99 (1H, broad), 7.16-7.36(5H, m).

Step B: (+)-cis-3-Ethyl-4-(2-thiophenoxy)ethyl-N-toluenesulfonyl-2-azetidinone

45

To 3.5 mg of the Step A product in 1 ml of TBAB stock solution was added a small amount of powdered KOH. After 2 minutes of stirring a small amount of tosyl chloride was added. The mixture was stirred for 1/2 hour at room temperature. The product was purified by preparative TLC (30% EtOAc in hexane).  $^1\text{H NMR}(\text{CDCl}_3)$ :  $\delta$  1.01(3H, t), 1.44-1.78 (3H, m), 1.82-2.04(1H, m), 2.14-2.34(1H, m), 2.45(3H, s), 3.02-3.16(2H, m), 4.23(1H, q), 7.18-7.42(7H, m), 7.80-7.89(2H, d).

55 Step C: Preparation of (±)-3-Ethyl-4-(2-phenylsulfonyl)ethyl-N-toluenesulfonyl-2-azetidinone

To 3 mg of the Step B product in 1 ml of  $\text{CH}_2\text{Cl}_2$  was added a small amount of mCPBA. The mixture was stirred for 1/2 hour at room temperature. The product was purified by preparative TLC (30% EtOAc in hexane).  $^1\text{H NMR}(\text{CDCl}_3)$ :  $\delta$  1.04(3H, t), 1.44-1.82(3H, m), 2.16-2.32(1H, m), 2.45(3H, s), 3.04-3.20(1H, m),

3.36-3.52(2H, dd), 4.18-4.32 (1H, q), 7.28-7.30(2H, d) 7.56-7.98(7H, m).

### EXAMPLE 12

5 Preparation of (3R,4R,5'R)-(E,E)-3-Methoxymethyl-4-(10'-methoxycarbonyl-5',7',9'-trimethyl-7',9'-decadienyl)-N-toluenesulfonyl-2-azetidione

Step A: Preparation of (2'R, 3'R, 7R)-(E,E)-Methyl 11-[3'-(hydroxymethyl)-4'-oxo-2'-oxetanyl-3.5.7-trimethyl-2,4-undecadienoate

10 To a solution of (E,E)-11-[3'-(hydroxymethyl)-4'-oxo-2'-oxetanyl-3.5.7-trimethyl-2,4-undecadienoic acid (2.6 g) in ether (~30 ml) was added diazomethane. The mixture was stirred for 18 hours at 25 °C. The reaction mixture was purged with nitrogen for about 1 hour then washed with saturated NaCl, dried (MgSO<sub>4</sub>) and concentrated to a light yellow oil. The crude product was used in the next step without further  
15 purification.

Step B: Preparation of (2'R, 3'R, 7R)-(E,E)-Methyl 11-[3'-(Methoxymethyl)-4'-oxo-2'-oxetanyl]-3.5.7-trimethyl-2,4-undecadienoate

20 The product of Step A was taken up in 25 ml ether then methyl iodide (10.7 g) and silver oxide (4.4 g) were added. The reaction was heated to 47 °C for 5 hours, and then stirred for 18 hrs at 25 °C. The reaction mixture was filtered and concentrated. Purification by chromatography over silica gel(1.5% methanol/methylene chloride) afforded the titled compound.  
NMR(CDCl<sub>3</sub>): δ 0.84(3H,d), 1.80(3H,d), 2.22(3H,d), 3.40(3H,s), 3.70(3H,s), 4.45-4.56(1H,m), 5.67(1H,s), 5.70-  
25 (1H,s).

Step C: Preparation of (2R, 3R, 8R)-N-2',4'-Dimethoxybenzyl 2-Methoxymethyl-3-hydroxy-8,10,12-trimethyl-14-methoxycarbonyl-10,12-tridecadienamide

30 The product of Step B (3.02g), 2,4-dimethoxybenzylamine (4.3g) in DMF (10 ml) and water (4 ml) were heated to 100 °C for 3 hours. The reaction mixture was quenched with H<sub>2</sub>O (~40 ml) and extracted with ethyl acetate (3 x 100 ml), dried (MgSO<sub>4</sub>) and concentrated to a yellow oil. The oil was dissolved in ethyl acetate and washed with H<sub>2</sub>O (4x), saturated NaCl (1 x) then concentrated under vacuum. The titled compound was used without further purification.  
35 NMR (CDCl<sub>3</sub>): δ 0.80(3H, d), 1.78(3H, s), 2.24(3H, s), 3.32(3H, s), 3.70(3H, s), 3.80(3H, s), 3.82(3H, s), 5.66-(1H, s), 5.69(1H, s), 6.36-6.48(2H, m), 6.60-6.70 (1H, m), 7.12(1H, d).

Step D: Preparation of (2R,3R,8R)-N-2',4'-Dimethoxybenzyl 2-Methoxymethyl-3-methanesulfonyl-5, 10,12-trimethyl-14-methoxycarbonyl-10,12-tridecadienamide.

40 To the product of Step C (4.4 g) in pyridine (20 ml) at 0 ° was added methanesulfonyl chloride (2.4g) dropwise over 10 minutes. The reaction mixture was stirred for 2 hours at 0 °C and then quenched with H<sub>2</sub>O, extracted with CH<sub>2</sub>Cl<sub>2</sub> (3x), washed with saturated NaCl, dried (MgSO<sub>4</sub>) and concentrated. Purification by chromatography over silica gel (3% ethyl ether/methylene chloride) afforded the titled compound.  
45 NMR (CDCl<sub>3</sub>): δ 0.80(3H, d) 1.79(3H, s), 2.24(3H, s), 2.86(3H, s), 3.26(3H, s), 3.70(3H, s), 3.80(3H, s), 3.84-(3H, s), 5.66(1H, s), 5.69(1H, s), 6.36-6.50(2H, m), 6.58-6.70(1H, m), 7.14(1H, d).

Step E: Preparation of (2R,3S,8R)-N-2',4'-Dimethoxybenzyl 2-Methoxymethyl-3-bromo-8,10,12-trimethyl-14-methoxycarbonyl-10,12-tridecadienamide

50 To a solution of the product from Step D (2.6 g) in DMF (10 ml) was added NaBr (0.48 g). The reaction mixture was stirred under nitrogen for 1 1/4 hours at 100 °C. The reaction mixture was quenched into H<sub>2</sub>O/ethyl acetate and the aqueous layer extracted with ethyl acetate (2x), then washed with H<sub>2</sub>O (3x), saturated NaCl, dried (MgSO<sub>4</sub>) and concentrated to a light yellow oil. Purification by chromatography over  
55 silica gel (gradient of 20 to 50% ethyl acetate/hexane) afforded the titled compound.  
NMR (CDCl<sub>3</sub>): δ 0.80(3H, d), 1.80(3H, s), 2.24(3H, s), 2.58-2.70(1H, m), 3.36(3H, s), 3.70(3H, s), 3.80(3H, s), 3.84(3H, s), 5.66(1, s), 5.69(1H, s), 6.36-6.48(2H, m), 6.64-6.78(1H, m),7.16(1H, d).

Step F: Preparation of (3R,4R,5'R)-(E,E)-3-Methoxymethyl-4-(10'-methoxycarbonyl-5',7',9'-trimethyl-7',9'-decadienyl)-N-2,4-dimethoxybenzyl-2-azetidinone

To the product of Step E (595 mg) in 42 ml of 19:1 CH<sub>2</sub>Cl<sub>2</sub>:CH<sub>3</sub>CN containing 1 mg/ml of TBAB was added freshly powdered KOH (~200 mg); the reaction was stirred for 18 hours at 25 °C, filtered and concentrated. Purification by chromatography over silica gel (gradient of 20 to 50% ethyl acetate/hexane) afforded the titled compound.

NMR (CDCl<sub>3</sub>): δ 0.80(3H, s), 1.80(3H, d), 2.24(3H, d), 2.90-3.00(1H, m), 3.36(3H, s), 3.70(3H, s), 3.80(6H, s), 5.68(1H, s), 5.71(1H, s), 6.40-6.50(2H, m), 7.16(1H, d).

Step G: Preparation of (3R,4R,5'R)-(E,E)-3-Methoxymethyl-4-(10'-methoxycarbonyl-5',7',9'-trimethyl-7',9'-decadienyl)-2-azetidinone

To a solution of the Step E product (166 mg) in THF (44 ml) at 0 °C was added (NH<sub>4</sub>)<sub>2</sub>Ce(NO<sub>3</sub>)<sub>6</sub> (440 mg) in H<sub>2</sub>O (4.4 ml) over 1.25 hrs. The reaction mixture was stirred for 18 hours at 25 °C, extracted with ethyl acetate (3X) saturated NaCl(1X) dried (MgSO<sub>4</sub>) and concentrated to an oil. Purification by chromatography over silica gel (40% ethyl acetate/hexane) afforded the titled compound.

NMR (CDCl<sub>3</sub>): δ 0.82(3H, s), 1.78(3H, d), 2.22(3H, d), 2.94-3.00(1H, m), 3.28(3H, s), 7.70(3H, s), 5.65(1H, s), 5.68(1H, s), 5.78-5.84(1H, b s).

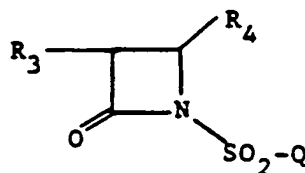
Step H: Preparation of (3R,4R,5'R)-(E,E)-3-Methoxymethyl-4-(10'-methoxycarbonyl-5',7',9'-trimethyl-7',9'-decadienyl)-N-toluensulfonyl-2-azetidinone

To a solution of the Step G product in 350 μl of 19:1 CH<sub>2</sub>Cl<sub>2</sub>:CH<sub>3</sub>CN containing 1 mg/ml of TBAB (0.35 mg) was added p-toluenesulfonyl chloride (16.7 mg) followed by powdered KOH (5 mg). The reaction mixture was stirred for 1.5 hours, filtered, washed with ethyl acetate, and concentrated. Purification by chromatography over silica gel (25% ethyl acetate/hexane) afforded the titled compound.

NMR (CDCl<sub>3</sub>): δ 0.82(3H, s), 1.78(3H, d), 2.23(3H, d), 2.24(3H, s), 2.96-3.02(1H, m), 3.18(3H, s), 3.70(3H, s), 5.66(1H, s), 5.69(1H, s), 7.32(2H, d), 7.85(2H, d)

**Claims**

1. A compound of structural formula (I):



(I)

wherein  
Q is

- a) C<sub>1-5</sub> alkyl;
- b) C<sub>6-10</sub> aryl or C<sub>1-10</sub> heteroaryl including one heteroatom selected from N, O or S;
- c) C<sub>7-15</sub> aralkyl or C<sub>7-15</sub> heteroaralkyl;
- d) C<sub>6-10</sub> aryl or C<sub>6-10</sub> heteroaryl substituted with W;
- e) C<sub>7-15</sub> aralkyl or C<sub>7-15</sub> heteroaralkyl wherein the aryl or heteroaryl moiety is substituted with W;
- f) OH;

R<sub>3</sub> is

- a) H;
- b) C<sub>1-5</sub> alkyl;
- c) C<sub>1-5</sub>, alkoxyCH<sub>2</sub>-;

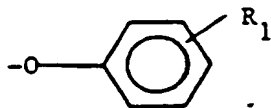


R<sub>4</sub> is  
R is

-(CH<sub>2</sub>)<sub>n</sub>R;

a)

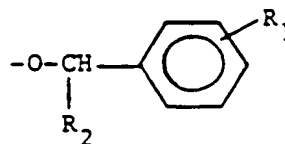
5



10

b)

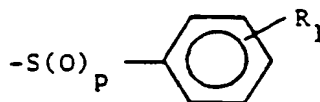
15



20

c)

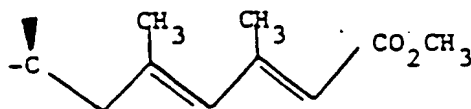
25



d) -O-C<sub>1-5</sub> alkyl;  
e) halogen; or  
f)

30

35



R<sub>1</sub> is

40

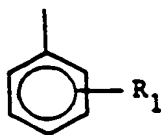
a) H;  
b) C<sub>1-5</sub> alkyl;  
c) -COC<sub>1-5</sub> alkyl;

R<sub>2</sub> is

45

a) H;  
b)

50



55

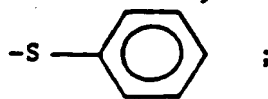
n is 1 to 4;  
p is 0 to 2;  
halogen is F, Cl, Br or I;  
W is

- a) C<sub>1-5</sub> alkyl;
- b) C<sub>1-5</sub> alkoxy;
- c) -CO<sub>2</sub>C<sub>1-5</sub> alkyl;
- d) -NO<sub>2</sub>.

5

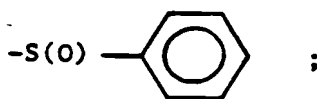
2. A compound of Claim 1 wherein n is 1, R<sub>3</sub> is H, and R is selected from:  
i)

10



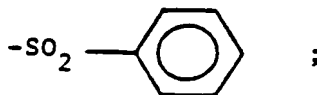
15

ii)



20

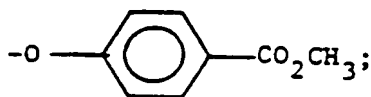
iii)



25

30

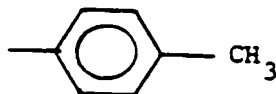
iv)



35

40 v) iodide;  
and Q is

45

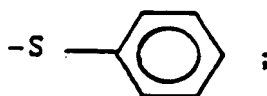


3. A compound of claim 1 wherein n is 1 and R<sub>3</sub> is C<sub>1-5</sub> alkyl.

50

4. A compound of Claim 3 wherein  
i) R<sub>3</sub> is CH<sub>3</sub>CH<sub>2</sub>, R is

55

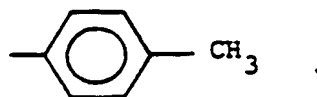


ii)  $R_3$  is  $\text{CH}_3\text{CH}_2$ , R is  $-\text{O}-\text{CH}_3$ ;

iii)  $R_3$  is  $\text{CH}_3\text{CH}_2$ , R is F.

and Q is

5

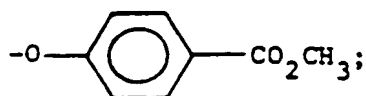


10

5. A compound of claim 1 wherein n is 2,  $R_3$  is H and R is

15

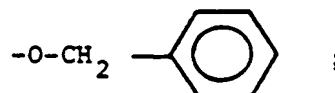
i)



20

ii)

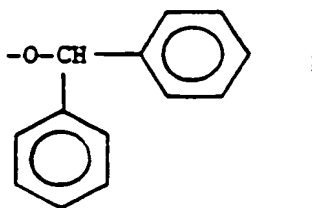
25



30

iii)

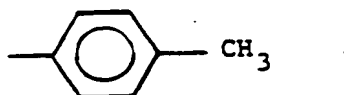
35



40

and Q is

45

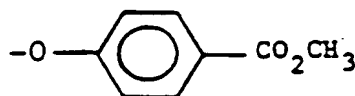


50

6. A compound of claim 1 wherein n is 2; and

i)  $R_3$  is  $\text{CH}_3\text{CH}_2$ , R is

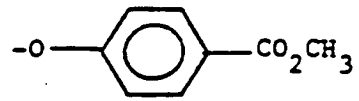
55



and the configuration at the 3,4 position is cis; or

ii) R<sub>3</sub> is CH<sub>3</sub>OCH<sub>2</sub>-, R is

5

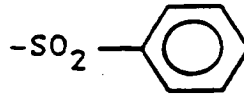


and the configuration at the 3,4 position is trans; or

10

iii) R<sub>3</sub> is CH<sub>3</sub>CH<sub>2</sub>-, R is

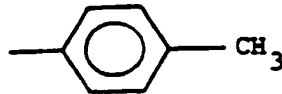
15



and the configuration at the 3,4 position is cis; and

Q is

20



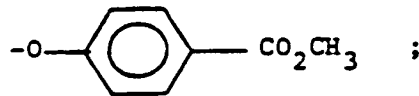
25

7. A compound of Claim 1 wherein n is 3; and

R is

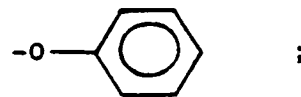
30

i)



35

ii)

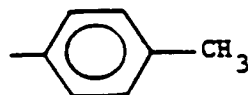


40

iii) Br; and

45

Q is



50

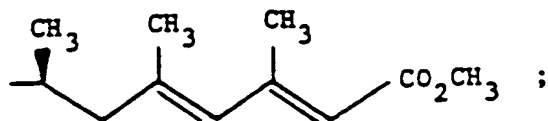
55

8. A compound of claim 1 wherein n is 4,

R<sub>3</sub> is H or C<sub>1-5</sub> alkoxyCH<sub>2</sub>- and

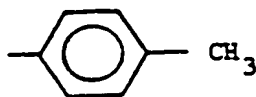
R is

5



Q is and

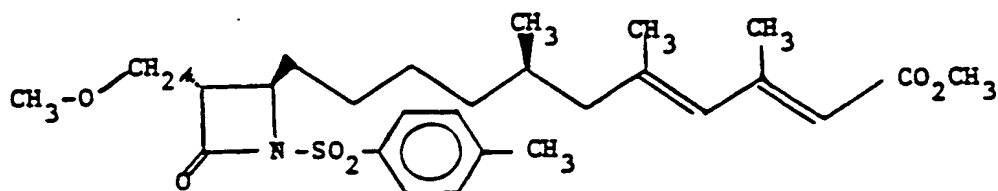
10



15

9. A compound of Claim 8 which is

20



25

10. A hypocholesterolemic pharmaceutical composition which comprises a therapeutically effective amount of a compound of Claim 1 and a pharmaceutically acceptable carrier.

30

35

40

45

50

55





- 1 - \* -

C07D205/08

Publication number:

0 462 667 A3

Office européen des brevets

### EUROPEAN PATENT APPLICATION

(12)

(21) Application number: 91201495.8

(51) Int. Cl.<sup>5</sup>: C07D 205/08, A61K 31/395

(22) Date of filing: 14.06.91

(30) Priority: 20.06.90 US 540992

(43) Date of publication of application:  
27.12.91 Bulletin 91/52

(64) Designated Contracting States:  
CH DE FR GB IT LI NL

(88) Date of deferred publication of the search report:  
11.03.92 Bulletin 92/11

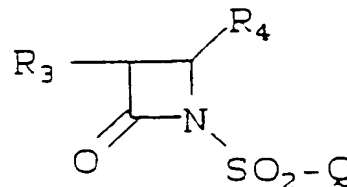
(71) Applicant: MERCK & CO. INC.  
126, East Lincoln Avenue P.O. Box 2000  
Rahway New Jersey 07065-0900(US)

(72) Inventor: Chabala, John C.  
560 Sherwood Parkway  
Westfield, NJ 07090(US)  
Inventor: Heck, James V.  
961 Nepawin Lane  
Scotch Plains, NJ 07076(US)  
Inventor: Chang, Michael N.  
2970 Windy Bush Road  
Newton, PA 18940(US)  
Inventor: Thompson, Kathryn L.  
312 Washington Street  
Westfield, NJ 07090(US)  
Inventor: Chiang, Yuan-Ching P.  
73 Mitchell Avenue  
Piscataway, NJ 08854(US)  
Inventor: Yang, Shu Shu  
324 Eileen Way  
Bridgewater, NJ 08807(US)

(74) Representative: Barrett-Major, Julie Diane et al  
Merck & Co., Inc. European Patent  
Department Terlings Park Eastwick Road  
Harlow Essex CM20 2QR(GB)

(54) Beta-lactams as antihypercholesteroleemics.

(57) This application relates to compounds of formula (I), which are useful as antihypercholesterolemic agents.



( I )

EP 0 462 667 A3







DOCUMENTS CONSIDERED TO BE RELEVANT			
Category	Citation of document with indication, where appropriate, of relevant passages	Relevant to claim	CLASSIFICATION OF THE APPLICATION (Int. Cl.5)
D,Y	US-A-4 816 477 (N.N. GIROTRA ET AL.) * claims ** -----	1,10	C 07 D 205/08 A 61 K 31/395
P,Y	US-A-4 983 597 (S.S. YANG ET AL.) * claims ** -----	1,10	
			TECHNICAL FIELDS SEARCHED (Int. Cl.5)
			C 07 D A 61 K
The present search report has been drawn up for all claims			
Place of search		Date of completion of search	Examiner
The Hague		09 January 92	CHOULY J.
<p>CATEGORY OF CITED DOCUMENTS</p> <p>X: particularly relevant if taken alone  Y: particularly relevant if combined with another document of the same category  A: technological background  O: non-written disclosure  P: intermediate document  T: theory or principle underlying the invention</p> <p>E: earlier patent document, but published on, or after the filing date  D: document cited in the application  L: document cited for other reasons  .....  &amp;: member of the same patent family, corresponding document</p>			

